

GDS
glassdekorservice

T H E C O L O U R E D G L A S S S P E C I A L I S T







It is now possible to create a wonderful feeling of depth, space and light in your home using large spans of coloured glass. The technique we use is backpainting where we apply a specially formulated paint to the back of the glass and you see the colour through the glass.

the beauty of glass is **not always clear**

Modern and stylish look

Highly stain resistant

Very clean and hygienic

Makes any room look spacious and modern

Light reflective surface brightens any room

Extremely strong and durable

Can be shaped to fit any wall

Heat and impact resistant





add a touch of 'glass' to your kitchen...

Modern kitchen design incorporates high gloss finishes on both work surfaces and in kitchen cupboards and now this clean bright look can be added to walls with our back-painted glass.

Our glass offers a modern, stylish and stunning alternative to tiles, stainless steel and granite with an easy to clean surface.










...or your bathroom, living areas...

Our glass products need not be limited to your kitchen. All areas of the home can benefit from modern, bright and hygienic glass.


Whether it be bathrooms or other wet areas or being used as a decorative design feature for modern living or work spaces glass offers a stunning, bright and luxurious solution.




24 standard colours

Although a myriad of colours are available with our unique paint system we offer a standard range of 24 colours which will suit most applications


Signal White | 9003




Cream | 9001




Light Ivory | 9015



Light Grey | 9035




Olive | 1020




Azure Blue | 8009




Signal Blue | 8005



Pastel Violet | 4009




Blue Lilac | 4008




Red Lilac | 4001

quartz effect finishes


Our special Quartz effect gives an extra dimension to our painted glass and is ideal for glass worktops. The quartz effect gives a granite effect to the paint surface and is recommended to be used with black or dark colours. The quartz effect is available in 3 stunning colours...Gold, Silver or Bronze.



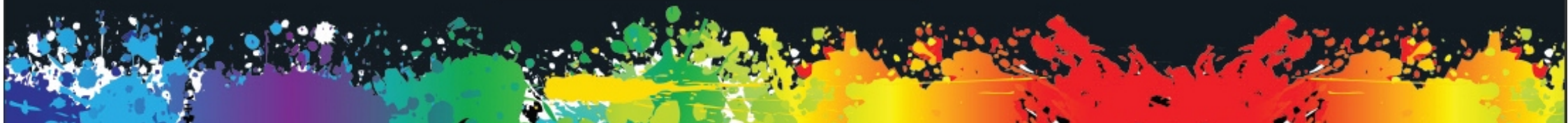
Gold Quartz



Silver Quartz



Bronze Quartz



Gray Beige | 1019



Pastel Green | 6019



Light Green | 6022



Yellow Green | 6018




Turquoise Blue | 5018



Silver Gray | 7001



Pigeon Blue | 5016



Traffic Red | 3020



Bright Red Orange | 2009



Zinc Yellow | 1018




Copper



Gold




Silver



Black

flash effect finishes

Our flash effect gives a shimmer to the surface similar to a pearlescent effect. These effects are available in a range of colours, Red, Blue, Green and Vibrant Gold and are ideal when used with a black background.



Blue Flash



Red Flash



Green Flash

custom colour service

With our custom colour service, it is possible to choose from over 1000 pantone colours and 215 Ral colours or we can match up to most paint manufacturers colours with our computerised matching system.





patterned designs

Using our colour system it is also possible to create striking designs in the glass. You can choose from our range of standard designs and change colours to suit your home or our designers can produce a unique design to match your wallpaper, existing tiling or a unique creation to express your style.

These multi colour designs are particularly popular as splashbacks behind cooker hobs and the colours used can be extended to surrounding wall cladding.





technical information

Colorspray is a technically advanced, two-part paint system with excellent durability and adhesion to glass substrates in the typical applications shown in this brochure.

Glass Type

The most consistent colour match for back painted glass is obtained using ultra-clear 'low iron extra white' glass instead of standard float glass which can impact a variable green hue.

Always ensure that thickness and glass type are clearly specified and understood by all those involved in the installation.

Almost all applications benefit from the use of toughened glass to the recognised BS EN 12150 standard to improve heat resistance and durability.

Templating and Fixing

Both these areas are specialised and an understanding of tolerances in both glass dimensions along with correct preparation of surfaces, prior to bonding in situ is important. Specialised adhesive like Colorspray LMF can be used to provide permanently bonded glass installation.

Further specific technical details about all aspects of the Colorspray system are available on request.





GDS - GlassDekorService,
Zašovská 262, 757 01 Valašské Meziříčí, Czech Republic
Tel.: +420 / 571 612 420, 571 620 598 Fax: +420 / 571 616 442
e-mail: gds@gds.cz, www.gds.cz